

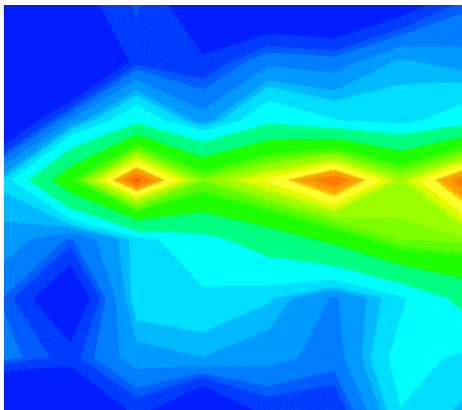
Dynamic Failure Mode Selection in Steels

High Speed IR Imaging

Ares Rosakis

Objectives:

- ➔ Study the near-tip plastic zone structure of different materials/loading configurations using high speed microthermography (1mm by 1mm field of view, 1 million frames per second)



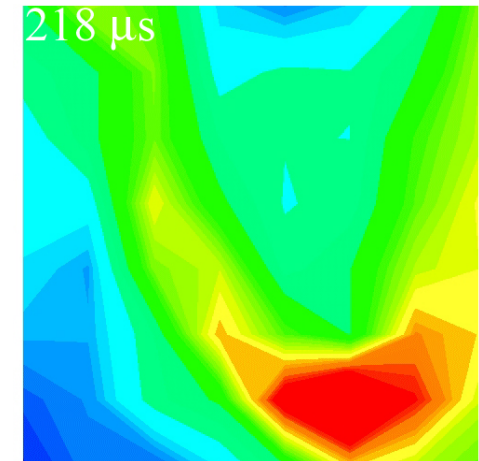
Bimaterial, intersonic
shear crack
(from left)

Significant Finding:

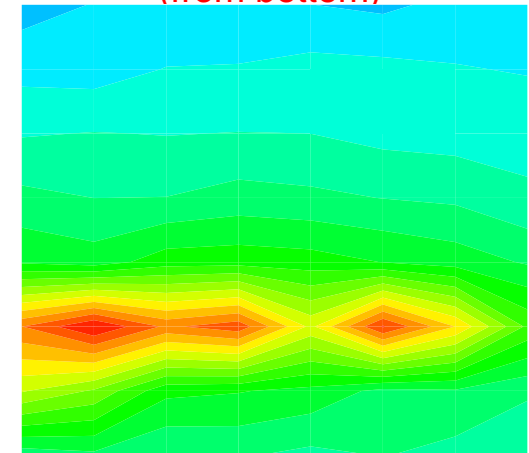
- ➔ Hot spots/vortical microstructures behind shear cracks and within shear bands
- ➔ Significant temperature rise at the crack tip (In steel ~50 °C for mode I, ~600 °C for shear bands)

Payoffs:


- ➔ Structure within dynamic shear bands and dynamic crack tips observed for the first time.
- ➔ Guidance and validation for computational models



Steel, mode I crack
(from bottom)

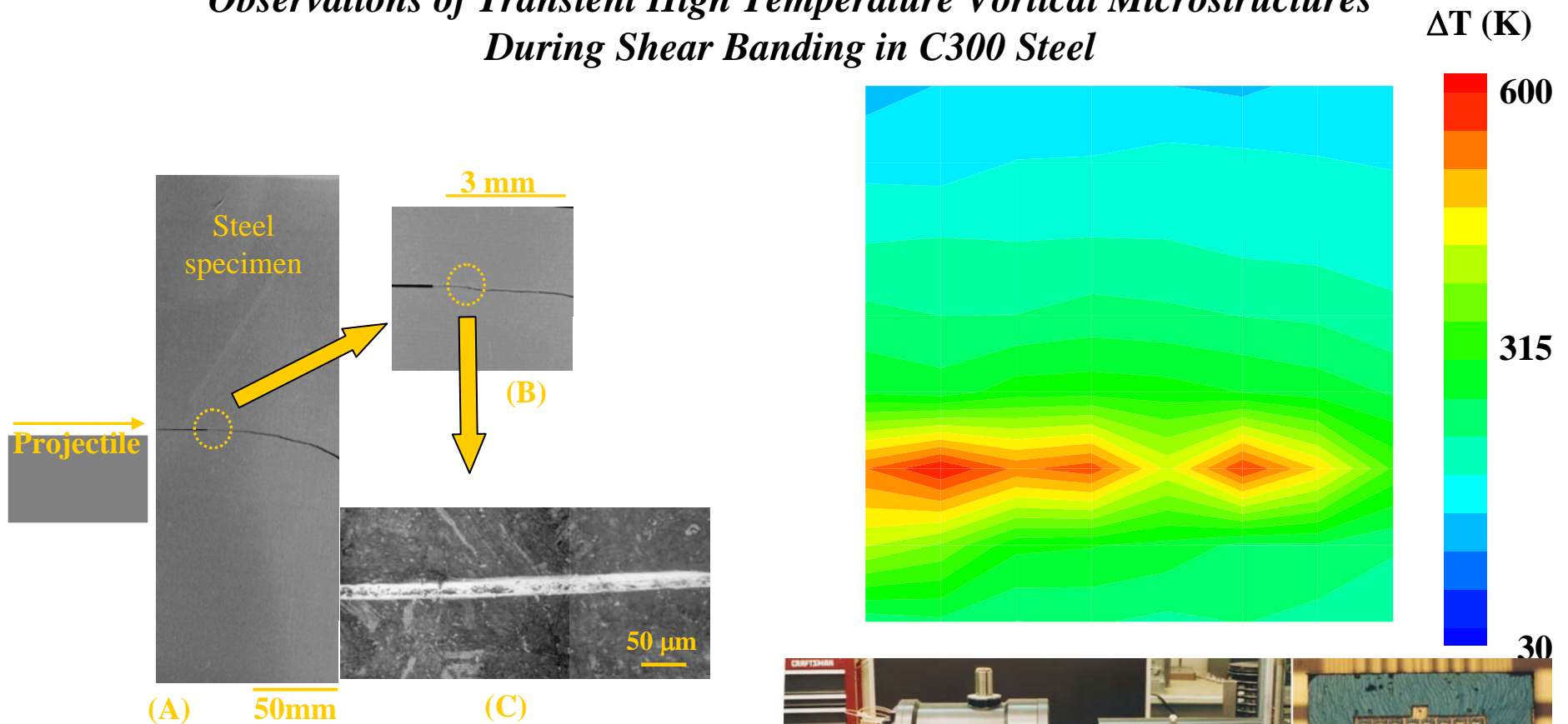


Steel, dynamic
shear band
(from left)



VORTICES AND INSTABILITIES IN SOLIDS

Observations of Transient High Temperature Vortical Microstructures During Shear Banding in C300 Steel



- Shear band speeds: 1 km/s
- Framing rate: 1 million frames per second
- Guduru, Rosakis & Ravichandran (Physical review E, 2001)
- Coker & Rosakis (Philosophical Magazine A, 2001)

